


How to reset your Chromebook

Make sure you POWER ON your chromebook.




Hold down both ESC + REFRESH key while Powering OFF the Chromebook.

Make sure to press and hold down all 3 keys.



When you see this window.
Press CTRL + D (Both keys)



Press Enter




Press SPACE BAR




Press ENTER



System will start to reboot. P-



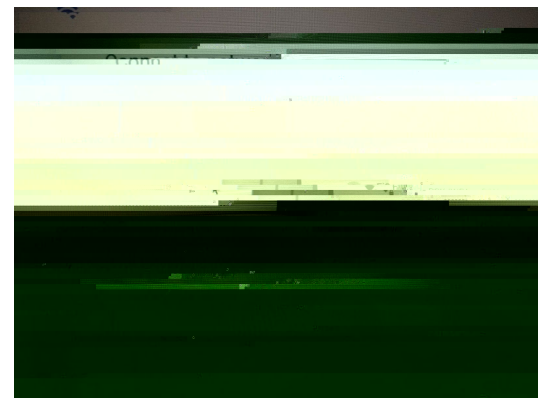
Click "Let's Go"
(Blue button)



Locate your Wifi Network



ENTER your Wifi Key



Click "Accept and Continue"

